

HI Mathematics Summative Assessment Blueprint

As of 9/1/17


Blueprint Table Mathematics Grades 3–5			
Claim/Score Reporting Category	Content Category ¹	CAT Items ³	Total Items by Claim ²
1. Concepts and Procedures	Priority Cluster	15	20
	Supporting Cluster	5	
2. Problem Solving 4. Modeling and Data Analysis ⁴	Problem Solving	8	8
	Modeling and Data Analysis		
3. Communicating Reasoning	Communicating Reasoning	8	8

¹ For more information on content categories, see the Content Specifications document at <http://www.smarterbalanced.org/assessments/development/>.

² While the total items by Claim for Problem Solving/Modeling and Data Analysis and Communicating Reasoning indicates 8 items in each reporting category, the total number of items across these two reporting categories for any individual test event is 16.

³ All CAT items in grades 3–5 are designed to be machine-scored.

⁴ Claim 2 (Problem Solving) and Claim 4 (Modeling and Data Analysis) have been combined because of content similarity and to provide flexibility for item development. There are still four claims, but only three claim scores will be reported with the overall math score.



HI Mathematics Summative Assessment Blueprint

As of 9/1/17


Blueprint Table Mathematics Grades 6–8			
Claim/Score Reporting Category	Content Category ¹	CAT Items ³	Total Items by Claim ²
1. Concepts and Procedures	Priority Cluster	14-15	19-20
	Supporting Cluster	5	
2. Problem Solving 4. Modeling and Data Analysis ⁴	Problem Solving	8	8
	Modeling and Data Analysis		
3. Communicating Reasoning	Communicating Reasoning	8	8

¹ For more information on content categories, see the Content Specifications document at <http://www.smarterbalanced.org/assessments/development/>.

² While the total items by Claim for Problem Solving/Modeling and Data Analysis and Communicating Reasoning indicates 8 items in each reporting category, the total number of items across these two reporting categories for any individual test event is 16.

³ All CAT items in grades 6-8 are designed to be machine-scored.

⁴ Claim 2 (Problem Solving) and Claim 4 (Modeling and Data Analysis) have been combined because of content similarity and to provide flexibility for item development. There are still four claims, but only three claim scores will be reported with the overall math score.



HI Mathematics Summative Assessment Blueprint

As of 9/1/17


Blueprint Table Mathematics Grade 11			
Claim/Score Reporting Category	Content Category ¹	CAT Items ³	Total Items by Claim ²
1. Concepts and Procedures	Priority Cluster	16	22
	Supporting Cluster	6	
2. Problem Solving 4. Modeling and Data Analysis ⁴	Problem Solving	8	8
	Modeling and Data Analysis		
3. Communicating Reasoning	Communicating Reasoning	8	8

¹ For more information on content categories, see the Content Specifications document at <http://www.smarterbalanced.org/assessments/development/>.

² While the total items by Claim for Problem Solving/Modeling and Data Analysis and Communicating Reasoning indicates 8 items in each reporting category, the total number of items across these two reporting categories for any individual test event is 16.

³ All CAT items in grade 11 are designed to be machine-scored.

⁴ Claim 2 (Problem Solving) and Claim 4 (Modeling and Data Analysis) have been combined, because of content similarity and to provide flexibility for item development. There are still four claims, but only three claim scores will be reported with the overall math score.




HI Mathematics Summative Assessment Blueprint

As of 9/1/17

Target Sampling Mathematics Grade 3					
Claim	Content Category	Assessment Targets	DOK	CAT Items	Total Items
1. Concepts and Procedures	Priority Cluster	B. Understand properties of multiplication and the relationship between multiplication and division.	1	6	20
		C. Multiply and divide within 100.	1		
		I. Geometric measurement: understand concepts of area and relate area to multiplication and to addition.	1, 2		
		G. Solve problems involving measurement and estimation of intervals of time, liquid volumes, and masses of objects.	1, 2		
		D. Solve problems involving the four operations, and identify and explain patterns in arithmetic.	2	6	
		F. Develop understanding of fractions as numbers.	1, 2		
	A. Represent and solve problems involving multiplication and division.	1, 2	3		
	Supporting Cluster	E. Use place value understanding and properties of operations to perform multi-digit arithmetic.	1	4	
		J. Geometric measurement: recognize perimeter as an attribute of plane figures and distinguish between linear and area measures.	1		
		K. Reason with shapes and their attributes.	1, 2		
H. Represent and interpret data.		2, 3	1		

- DOK: Depth of Knowledge, consistent with the Smarter Balanced Content Specifications.
- The CAT algorithm will be configured to ensure the following:
 - For Claim 1, each student will receive at least 7 CAT items at DOK 2 or higher.
 - For combined Claims 2 and 4, each student will receive at least 4 CAT items at DOK 3 or higher.
 - For Claim 3, each student will receive at least 3 CAT items at DOK 3 or higher.




HI Mathematics Summative Assessment Blueprint

As of 9/1/17

Target Sampling Mathematics Grade 3					
Claim	Content Category	Assessment Targets	DOK	CAT Items	Total Items
2. Problem Solving 4. Modeling and Data Analysis	Problem Solving (drawn across content domains)	A. Apply mathematics to solve well-posed problems arising in everyday life, society, and the workplace.	2, 3	2-3	8
		B. Select and use appropriate tools strategically.	1, 2, 3	1-2	
		C. Interpret results in the context of a situation.			
	Modeling and Data Analysis (drawn across content domains)	D. Identify important quantities in a practical situation and map their relationships (e.g., using diagrams, two-way tables, graphs, flow charts, or formulas).	2, 3	1-2	
		A. Apply mathematics to solve problems arising in everyday life, society, and the workplace.			
		D. Interpret results in the context of a situation.	2, 3, 4	1-2	
B. Construct, autonomously, chains of reasoning to justify mathematical models used, interpretations made, and solutions proposed for a complex problem.					
E. Analyze the adequacy of and make improvements to an existing model or develop a mathematical model of a real phenomenon.	1, 2, 3	1-2			
C. State logical assumptions being used.					
F. Identify important quantities in a practical situation and map their relationships (e.g., using diagrams, two-way tables, graphs, flow charts, or formulas).	3, 4	0			
3. Communicating Reasoning	Communicating Reasoning (drawn across content domains)	A. Test propositions or conjectures with specific examples.	2, 3	3	8
		D. Use the technique of breaking an argument into cases.			
		B. Construct, autonomously, chains of reasoning that will justify or refute propositions or conjectures.	2, 3, 4	3	
		E. Distinguish correct logic or reasoning from that which is flawed, and—if there is a flaw in the argument—explain what it is.			
C. State logical assumptions being used.	2, 3	2			
F. Base arguments on concrete referents such as objects, drawings, diagrams, and actions.					

- DOK: Depth of Knowledge, consistent with the Smarter Balanced Content Specifications.
- The CAT algorithm will be configured to ensure the following:
 - For Claim 1, each student will receive at least 7 CAT items at DOK 2 or higher.
 - For combined Claims 2 and 4, each student will receive at least 4 CAT items at DOK 3 or higher.
 - For Claim 3, each student will receive at least 3 CAT items at DOK 3 or higher.




HI Mathematics Summative Assessment Blueprint

As of 9/1/17

Target Sampling Mathematics Grade 4					
Claim	Content Category	Assessment Targets	DOK	CAT Items	Total Items
1. Concepts and Procedures	Priority Cluster	A. Use the four operations with whole numbers to solve problems.	1, 2	9	20
		E. Use place value understanding and properties of operations to perform multi-digit arithmetic.	1, 2		
		F. Extend understanding of fraction equivalence and ordering.	1, 2		
		G. Build fractions from unit fractions by applying and extending previous understandings of operations on whole numbers.	1, 2	3	
		D. Generalize place value understanding for multi-digit whole numbers.	1, 2	2	
		H. Understand decimal notation for fractions, and compare decimal fractions.	1, 2	1	
	Supporting Cluster	I. Solve problems involving measurement and conversion of measurements from a larger unit to a smaller unit.	1, 2	3	
		K. Geometric measurement: understand concepts of angle and measure angles.	1, 2		
		B. Gain familiarity with factors and multiples.	1, 2	1	
		C. Generate and analyze patterns.	2, 3		
		J. Represent and interpret data.	1, 2		
L. Draw and identify lines and angles, and classify shapes by properties of their lines and angles.	1, 2	1			

- DOK: Depth of Knowledge, consistent with the Smarter Balanced Content Specifications.
- The CAT algorithm will be configured to ensure the following:
 - For Claim 1, each student will receive at least 7 CAT items at DOK 2 or higher.
 - For combined Claims 2 and 4, each student will receive at least 4 CAT items at DOK 3 or higher.
 - For Claim 3, each student will receive at least 3 CAT items at DOK 3 or higher.




HI Mathematics Summative Assessment Blueprint

As of 9/1/17

Target Sampling Mathematics Grade 4					
Claim	Content Category	Assessment Targets	DOK	CAT Items	Total Items
2. Problem Solving 4. Modeling and Data Analysis	Problem Solving (drawn across content domains)	A. Apply mathematics to solve well-posed problems arising in everyday life, society, and the workplace.	2, 3	2-3	8
		B. Select and use appropriate tools strategically.	1, 2, 3	1-2	
		C. Interpret results in the context of a situation.			
	Modeling and Data Analysis (drawn across content domains)	D. Identify important quantities in a practical situation and map their relationships (e.g., using diagrams, two-way tables, graphs, flow charts, or formulas).	2, 3	1-2	
		A. Apply mathematics to solve problems arising in everyday life, society, and the workplace.			
		D. Interpret results in the context of a situation.	2, 3, 4	1-2	
		B. Construct, autonomously, chains of reasoning to justify mathematical models used, interpretations made, and solutions proposed for a complex problem.			
E. Analyze the adequacy of and make improvements to an existing model or develop a mathematical model of a real phenomenon.	1, 2, 3	1-2			
C. State logical assumptions being used.					
F. Identify important quantities in a practical situation and map their relationships (e.g., using diagrams, two-way tables, graphs, flow charts, or formulas).	3, 4	0			
3. Communicating Reasoning	Communicating Reasoning (drawn across content domains)	A. Test propositions or conjectures with specific examples.	2, 3	3	8
		D. Use the technique of breaking an argument into cases.			
		B. Construct, autonomously, chains of reasoning that will justify or refute propositions or conjectures.	2, 3, 4	3	
		E. Distinguish correct logic or reasoning from that which is flawed, and—if there is a flaw in the argument—explain what it is.			
C. State logical assumptions being used.	2, 3	2			
F. Base arguments on concrete referents such as objects, drawings, diagrams, and actions.					

- DOK: Depth of Knowledge, consistent with the Smarter Balanced Content Specifications.
- The CAT algorithm will be configured to ensure the following:
 - For Claim 1, each student will receive at least 7 CAT items at DOK 2 or higher.
 - For combined Claims 2 and 4, each student will receive at least 4 CAT items at DOK 3 or higher.
 - For Claim 3, each student will receive at least 3 CAT items at DOK 3 or higher.




HI Mathematics Summative Assessment Blueprint

As of 9/1/17

Target Sampling Mathematics Grade 5					
Claim	Content Category	Assessment Targets	DOK	CAT Items	Total Items
1. Concepts and Procedures	Priority Cluster	E. Use equivalent fractions as a strategy to add and subtract fractions.	1, 2	6	20
		I. Geometric measurement: understand concepts of volume and relate volume to multiplication and to addition.	1, 2		
		F. Apply and extend previous understandings of multiplication and division to multiply and divide fractions.	1, 2	5	
		D. Perform operations with multi-digit whole numbers and with decimals to hundredths.	1, 2	4	
		C. Understand the place value system.	1, 2		
	Supporting Cluster	J. Graph points on the coordinate plane to solve real-world and mathematical problems.	1	3	
		K. Classify two-dimensional figures into categories based on their properties.	2		
		A. Write and interpret numerical expressions.	1	2	
		B. Analyze patterns and relationships.	2		
		G. Convert like measurement units within a given measurement system.	1		
		H. Represent and interpret data.	1, 2		

- DOK: Depth of Knowledge, consistent with the Smarter Balanced Content Specifications.
- The CAT algorithm will be configured to ensure the following:
 - For Claim 1, each student will receive at least 7 CAT items at DOK 2 or higher.
 - For combined Claims 2 and 4, each student will receive at least 4 CAT items at DOK 3 or higher.
 - For Claim 3, each student will receive at least 3 CAT items at DOK 3 or higher.




HI Mathematics Summative Assessment Blueprint

As of 9/1/17

Target Sampling Mathematics Grade 5					
Claim	Content Category	Assessment Targets	DOK	CAT Items	Total Items
2. Problem Solving 4. Modeling and Data Analysis	Problem Solving (drawn across content domains)	A. Apply mathematics to solve well-posed problems arising in everyday life, society, and the workplace.	2, 3	2-3	8
		B. Select and use appropriate tools strategically. C. Interpret results in the context of a situation. D. Identify important quantities in a practical situation and map their relationships (e.g., using diagrams, two-way tables, graphs, flow charts, or formulas).	1, 2, 3	1-2	
		A. Apply mathematics to solve problems arising in everyday life, society, and the workplace. D. Interpret results in the context of a situation.	2, 3	1-2	
	Modeling and Data Analysis (drawn across content domains)	B. Construct, autonomously, chains of reasoning to justify mathematical models used, interpretations made, and solutions proposed for a complex problem. E. Analyze the adequacy of and make improvements to an existing model or develop a mathematical model of a real phenomenon.	2, 3, 4	1-2	
		C. State logical assumptions being used. F. Identify important quantities in a practical situation and map their relationships (e.g., using diagrams, two-way tables, graphs, flow charts, or formulas).	1, 2, 3	1-2	
		G. Identify, analyze, and synthesize relevant external resources to pose or solve problems.	3, 4	0	
3. Communicating Reasoning	Communicating Reasoning (drawn across content domains)	A. Test propositions or conjectures with specific examples. D. Use the technique of breaking an argument into cases.	2, 3	3	8
		B. Construct, autonomously, chains of reasoning that will justify or refute propositions or conjectures. E. Distinguish correct logic or reasoning from that which is flawed, and—if there is a flaw in the argument—explain what it is.	2, 3, 4	3	
		C. State logical assumptions being used. F. Base arguments on concrete referents such as objects, drawings, diagrams, and actions.	2, 3	2	

- DOK: Depth of Knowledge, consistent with the Smarter Balanced Content Specifications.
- The CAT algorithm will be configured to ensure the following:
 - For Claim 1, each student will receive at least 7 CAT items at DOK 2 or higher.
 - For combined Claims 2 and 4, each student will receive at least 4 CAT items at DOK 3 or higher.
 - For Claim 3, each student will receive at least 3 CAT items at DOK 3 or higher.




HI Mathematics Summative Assessment Blueprint

As of 9/1/17

Target Sampling Mathematics Grade 6					
Claim	Content Category	Assessment Targets	DOK	CAT Items	Total Items
1. Concepts and Procedures	Priority Cluster	E. Apply and extend previous understandings of arithmetic to algebraic expressions.	1	6	19
		F. Reason about and solve one-variable equations and inequalities.	1, 2		
		A. Understand ratio concepts and use ratio reasoning to solve problems.	1, 2	4	
		G. Represent and analyze quantitative relationships between dependent and independent variables.	2	2	
		B. Apply and extend previous understandings of multiplication and division to divide fractions by fractions.	1, 2		
		D. Apply and extend previous understandings of numbers to the system of rational numbers.	1, 2	2	
	Supporting Cluster	C. Compute fluently with multi-digit numbers and find common factors and multiples.	1, 2	5	
		H. Solve real-world and mathematical problems involving area, surface area, and volume.	1, 2		
		I. Develop understanding of statistical variability.	2		
		J. Summarize and describe distributions.	1, 2		

- DOK: Depth of Knowledge, consistent with the Smarter Balanced Content Specifications.
- The CAT algorithm will be configured to ensure the following:
 - For Claim 1, each student will receive at least 7 CAT items at DOK 2 or higher.
 - For Claim 3, each student will receive at least 2 CAT items at DOK 3 or higher.
 - For combined Claims 2 and 4, each student will receive at least 4 CAT items at DOK 3 or higher.




HI Mathematics Summative Assessment Blueprint

As of 9/1/17

Target Sampling Mathematics Grade 6					
Claim	Content Category	Assessment Targets	DOK	CAT Items	Total Items
2. Problem Solving 4. Modeling and Data Analysis	Problem Solving (drawn across content domains)	A. Apply mathematics to solve well-posed problems arising in everyday life, society, and the workplace.	2, 3	2-3	8
		B. Select and use appropriate tools strategically. C. Interpret results in the context of a situation. D. Identify important quantities in a practical situation and map their relationships (e.g., using diagrams, two-way tables, graphs, flow charts, or formulas).	1, 2, 3	1-2	
		A. Apply mathematics to solve problems arising in everyday life, society, and the workplace. D. Interpret results in the context of a situation.	2, 3	1-2	
	Modeling and Data Analysis (drawn across content domains)	B. Construct, autonomously, chains of reasoning to justify mathematical models used, interpretations made, and solutions proposed for a complex problem. E. Analyze the adequacy of and make improvements to an existing model or develop a mathematical model of a real phenomenon.	2, 3, 4	1-2	
		C. State logical assumptions being used. F. Identify important quantities in a practical situation and map their relationships (e.g., using diagrams, two-way tables, graphs, flow charts, or formulas).	1, 2, 3	1-2	
		G. Identify, analyze, and synthesize relevant external resources to pose or solve problems.	3, 4	0	
		A. Test propositions or conjectures with specific examples. D. Use the technique of breaking an argument into cases.	2, 3	3	
3. Communicating Reasoning	Communicating Reasoning (drawn across content domains)	B. Construct, autonomously, chains of reasoning that will justify or refute propositions or conjectures. E. Distinguish correct logic or reasoning from that which is flawed, and—if there is a flaw in the argument—explain what it is.	2, 3, 4	3	8
		C. State logical assumptions being used. F. Base arguments on concrete referents such as objects, drawings, diagrams, and actions. G. At later grades, determine conditions under which an argument does and does not apply. (For example, area increases with perimeter for squares, but not for all plane figures).	2, 3	2	

- DOK: Depth of Knowledge, consistent with the Smarter Balanced Content Specifications.
- The CAT algorithm will be configured to ensure the following:
 - For Claim 1, each student will receive at least 7 CAT items at DOK 2 or higher.
 - For Claim 3, each student will receive at least 2 CAT items at DOK 3 or higher.
 - For combined Claims 2 and 4, each student will receive at least 4 CAT items at DOK 3 or higher.




HI Mathematics Summative Assessment Blueprint

As of 9/1/17

Target Sampling Mathematics Grade 7					
Claim	Content Category	Assessment Targets	DOK	CAT Items	Total Items
1. Concepts and Procedures	Priority Cluster	A. Analyze proportional relationships and use them to solve real-world and mathematical problems.	2	9	20
		D. Solve real-life and mathematical problems using numerical and algebraic expressions and equations.	1, 2		
		B. Apply and extend previous understandings of operations with fractions to add, subtract, multiply, and divide rational numbers.	1, 2	6	
		C. Use properties of operations to generate equivalent expressions.	1, 2		
	Supporting Cluster	E. Draw, construct, and describe geometrical figures and describe the relationship between them.	1, 2	3	
		F. Solve real-life and mathematical problems involving angle measure, area, surface area, and volume.	1, 2		
		G. Use random sampling to draw inferences about a population.	1, 2	2	
		H. Draw informal comparative inferences about two populations.	2		
		I. Investigate chance processes and develop, use, and evaluate probability models.	1, 2		

- DOK: Depth of Knowledge, consistent with the Smarter Balanced Content Specifications.
- The CAT algorithm will be configured to ensure the following:
 - For Claim 1, each student will receive at least 7 CAT items at DOK 2 or higher.
 - For Claim 3, each student will receive at least 3 CAT items at DOK 3 or higher.
 - For combined Claims 2 and 4, each student will receive at least 4 CAT items at DOK 3 or higher.




HI Mathematics Summative Assessment Blueprint

As of 9/1/17

Target Sampling Mathematics Grade 7					
Claim	Content Category	Assessment Targets	DOK	CAT Items	Total Items
2. Problem Solving 4. Modeling and Data Analysis	Problem Solving (drawn across content domains)	A. Apply mathematics to solve well-posed problems arising in everyday life, society, and the workplace.	2, 3	2-3	8
		B. Select and use appropriate tools strategically. C. Interpret results in the context of a situation. D. Identify important quantities in a practical situation and map their relationships (e.g., using diagrams, two-way tables, graphs, flow charts, or formulas).	1, 2, 3	1-2	
		A. Apply mathematics to solve problems arising in everyday life, society, and the workplace. D. Interpret results in the context of a situation.	2, 3	1-2	
	Modeling and Data Analysis (drawn across content domains)	B. Construct, autonomously, chains of reasoning to justify mathematical models used, interpretations made, and solutions proposed for a complex problem. E. Analyze the adequacy of and make improvements to an existing model or develop a mathematical model of a real phenomenon.	2, 3, 4	1-2	
		C. State logical assumptions being used. F. Identify important quantities in a practical situation and map their relationships (e.g., using diagrams, two-way tables, graphs, flow charts, or formulas).	1, 2, 3	1-2	
		G. Identify, analyze, and synthesize relevant external resources to pose or solve problems.	3, 4	0	
3. Communicating Reasoning	Communicating Reasoning (drawn across content domains)	A. Test propositions or conjectures with specific examples. D. Use the technique of breaking an argument into cases.	2, 3	3	8
		B. Construct, autonomously, chains of reasoning that will justify or refute propositions or conjectures. E. Distinguish correct logic or reasoning from that which is flawed, and—if there is a flaw in the argument—explain what it is.	2, 3, 4	3	
		C. State logical assumptions being used. F. Base arguments on concrete referents such as objects, drawings, diagrams, and actions. G. At later grades, determine conditions under which an argument does and does not apply. (For example, area increases with perimeter for squares, but not for all plane figures).	2, 3	2	

- DOK: Depth of Knowledge, consistent with the Smarter Balanced Content Specifications.
- The CAT algorithm will be configured to ensure the following:
 - For Claim 1, each student will receive at least 7 CAT items at DOK 2 or higher.
 - For Claim 3, each student will receive at least 3 CAT items at DOK 3 or higher.
 - For combined Claims 2 and 4, each student will receive at least 4 CAT items at DOK 3 or higher.




HI Mathematics Summative Assessment Blueprint

As of 9/1/17

Target Sampling Mathematics Grade 8					
Claim	Content Category	Assessment Targets	DOK	CAT Items	Total Items
1. Concepts and Procedures	Priority Cluster	C. Understand the connections between proportional relationships, lines, and linear equations.	1, 2	6	20
		D. Analyze and solve linear equations and pairs of simultaneous linear equations.	1, 2		
		B. Work with radicals and integer exponents.	1, 2	6	
		E. Define, evaluate, and compare functions.	1, 2		
		G. Understand congruence and similarity using physical models, transparencies, or geometry software.	1, 2		
		F. Use functions to model relationships between quantities.	1, 2	3	
		H. Understand and apply the Pythagorean Theorem.	1, 2		
		Supporting Cluster	A. Know that there are numbers that are not rational, and approximate them by rational numbers.	1, 2	
	I. Solve real-world and mathematical problems involving volume of cylinders, cones, and spheres.		1, 2		
	J. Investigate patterns of association in bivariate data.		1, 2		

- DOK: Depth of Knowledge, consistent with the Smarter Balanced Content Specifications.
- The CAT algorithm will be configured to ensure the following:
 - For Claim 1, each student will receive at least 7 CAT items at DOK 2 or higher.
 - For Claim 3, each student will receive at least 3 CAT items at DOK 3 or higher.
 - For combined Claims 2 and 4, each student will receive at least 4 CAT items at DOK 3 or higher.




HI Mathematics Summative Assessment Blueprint

As of 9/1/17

Target Sampling Mathematics Grade 8					
Claim	Content Category	Assessment Targets	DOK	CAT Items	Total Items
2. Problem Solving 4. Modeling and Data Analysis	Problem Solving (drawn across content domains)	A. Apply mathematics to solve well-posed problems arising in everyday life, society, and the workplace.	2, 3	2-3	8
		B. Select and use appropriate tools strategically.	1, 2, 3	1-2	
		C. Interpret results in the context of a situation.			
	Modeling and Data Analysis (drawn across content domains)	D. Identify important quantities in a practical situation and map their relationships (e.g., using diagrams, two-way tables, graphs, flow charts, or formulas).	2, 3	1-2	
		A. Apply mathematics to solve problems arising in everyday life, society, and the workplace.	2, 3, 4	1-2	
		D. Interpret results in the context of a situation.			
B. Construct, autonomously, chains of reasoning to justify mathematical models used, interpretations made, and solutions proposed for a complex problem.		1, 2, 3	1-2		
E. Analyze the adequacy of and make improvements to an existing model or develop a mathematical model of a real phenomenon.	3, 4	0			
3. Communicating Reasoning	Communicating Reasoning (drawn across content domains)	A. Test propositions or conjectures with specific examples.	2, 3	3	8
		D. Use the technique of breaking an argument into cases.	2, 3, 4	3	
		B. Construct, autonomously, chains of reasoning that will justify or refute propositions or conjectures.			
		E. Distinguish correct logic or reasoning from that which is flawed, and—if there is a flaw in the argument—explain what it is.	2, 3	2	
C. State logical assumptions being used.	2, 3	2			
F. Base arguments on concrete referents such as objects, drawings, diagrams, and actions.					
G. At later grades, determine conditions under which an argument does and does not apply. (For example, area increases with perimeter for squares, but not for all plane figures).					

- DOK: Depth of Knowledge, consistent with the Smarter Balanced Content Specifications.
- The CAT algorithm will be configured to ensure the following:
 - For Claim 1, each student will receive at least 7 CAT items at DOK 2 or higher.
 - For Claim 3, each student will receive at least 3 CAT items at DOK 3 or higher.
 - For combined Claims 2 and 4, each student will receive at least 4 CAT items at DOK 3 or higher.




HI Mathematics Summative Assessment Blueprint

As of 9/1/17

Target Sampling Mathematics Grade 11					
Claim	Content Category	Assessment Targets	DOK	CAT Items	Total Items
1. Concepts and Procedures	Priority Cluster	D. Interpret the structure of expressions.	1, 2	2	22
		E. Write expressions in equivalent forms to solve problems.	1, 2		
		F. Perform arithmetic operations on polynomials.	2	1	
		G. Create equations that describe numbers or relationships.	1, 2	5	
		H. Understand solving equations as a process of reasoning and explain the reasoning.	1, 2		
		I. Solve equations and inequalities in one variable.	1, 2		
		J. Represent and solve equations and inequalities graphically.	1, 2	2	
		K. Understand the concept of a function and use function notation.	1, 2	2	
		L. Interpret functions that arise in applications in terms of a context.	1, 2	4	
		M. Analyze functions using different representations.	1, 2, 3		
	N. Build a function that models a relationship between two quantities.	2			
	Supporting Cluster	O. Define trigonometric ratios and solve problems involving right triangles.	1, 2	2	
		P. Summarize, represent, and interpret data on a single count or measurement variable.	2	2	
		A. Extend the properties of exponents to rational exponents.	1, 2	1	
		B. Use properties of rational and irrational numbers.	1, 2		
C. Reason quantitatively and use units to solve problems.		1, 2	1		

- DOK: Depth of Knowledge, consistent with the Smarter Balanced Content Specifications.
- The CAT algorithm will be configured to ensure the following:
 - For Claim 1, each student will receive at least 7 CAT items at DOK 2 or higher.
 - For Claim 3, each student will receive at least 3 CAT items at DOK 3 or higher.
 - For combined Claims 2 and 4, each student will receive at least 4 CAT items at DOK 3 or higher.



HI Mathematics Summative Assessment Blueprint

As of 9/1/17

Target Sampling Mathematics Grade 11					
Claim	Content Category	Assessment Targets	DOK	CAT Items	Total Items
2. Problem Solving 4. Modeling and Data Analysis	Problem Solving (drawn across content domains)	A. Apply mathematics to solve well-posed problems arising in everyday life, society, and the workplace.	2, 3	2-3	8
		B. Select and use appropriate tools strategically. C. Interpret results in the context of a situation. D. Identify important quantities in a practical situation and map their relationships (e.g., using diagrams, two-way tables, graphs, flow charts, or formulas).	1, 2, 3	1-2	
		A. Apply mathematics to solve problems arising in everyday life, society, and the workplace. D. Interpret results in the context of a situation.	2, 3	1-2	
	Modeling and Data Analysis (drawn across content domains)	B. Construct, autonomously, chains of reasoning to justify mathematical models used, interpretations made, and solutions proposed for a complex problem. E. Analyze the adequacy of and make improvements to an existing model or develop a mathematical model of a real phenomenon.	2, 3, 4	1-2	
		C. State logical assumptions being used. F. Identify important quantities in a practical situation and map their relationships (e.g., using diagrams, two-way tables, graphs, flow charts, or formulas).	1, 2, 3	1-2	
		G. Identify, analyze, and synthesize relevant external resources to pose or solve problems.	3, 4	0	
3. Communicating Reasoning	Communicating Reasoning (drawn across content domains)	A. Test propositions or conjectures with specific examples. D. Use the technique of breaking an argument into cases.	2, 3	3	8
		B. Construct, autonomously, chains of reasoning that will justify or refute propositions or conjectures. E. Distinguish correct logic or reasoning from that which is flawed, and—if there is a flaw in the argument—explain what it is.	2, 3, 4	3	
		C. State logical assumptions being used. F. Base arguments on concrete referents such as objects, drawings, diagrams, and actions. G. At later grades, determine conditions under which an argument does and does not apply. (For example, area increases with perimeter for squares, but not for all plane figures).	2, 3	2	

- DOK: Depth of Knowledge, consistent with the Smarter Balanced Content Specifications.
- The CAT algorithm will be configured to ensure the following:
 - For Claim 1, each student will receive at least 7 CAT items at DOK 2 or higher.
 - For Claim 3, each student will receive at least 3 CAT items at DOK 3 or higher.
 - For combined Claims 2 and 4, each student will receive at least 4 CAT items at DOK 3 or higher.